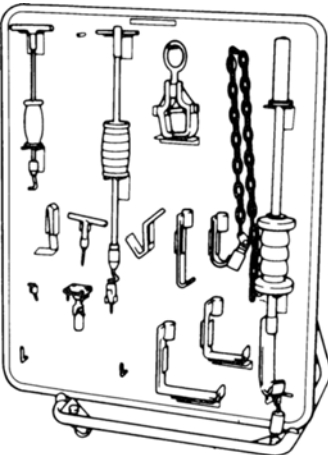
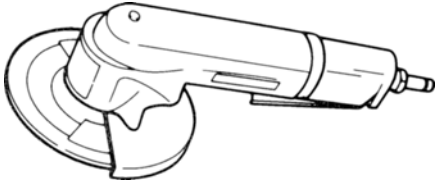
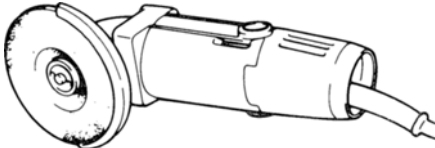
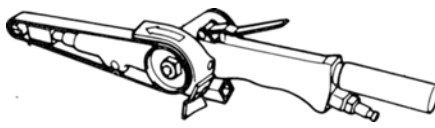
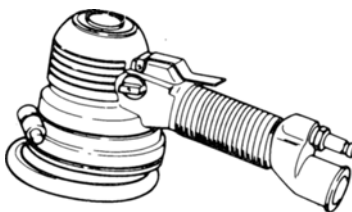


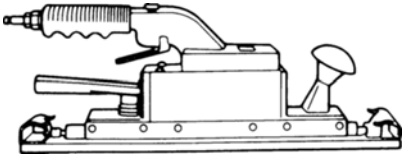

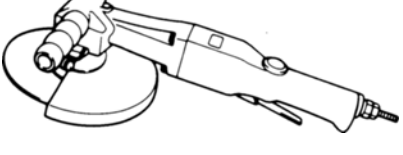

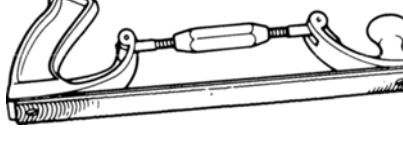
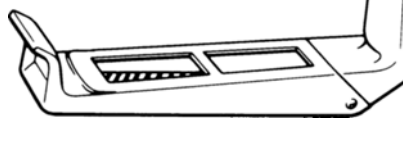
## LIGHT BODY REPAIR TOOLS

	Body Pullers	For straightening lightly damaged panels.
---	--------------	---

## GRINDING AND POLISHING TOOLS

	Air-powered Disc Grinder	For grinding plug welds, butt welds and door hems.
	Electric-powered Disc Sander	For grinding plug welds, butt welds and door hems.
	Belt Sander	For removing paint around weld areas.
	Double-action Sander	For rough grinding and polishing, and feather edging.

## GRINDING AND POLISHING TOOLS (Cont'd)

	<p>Straight-line Sander</p>	<p>For rough polishing of panel putty.</p>
	<p>Air-powered Orbital Sander</p>	<p>For removing putty over a wide area, re-surfacing and refinishing.</p>
	<p>Air-powered Disc Sander</p>	<p>For peeling paint.</p>
	<p>File Holder</p>	<p>For paint removal.</p>
	<p>Flexible File Holder</p>	<p>For correction of soldering spots and resurfacing of panels.</p>
	<p>Surform Tool</p>	<p>For rough finishing of panels.</p>